

Region 7 State Team Championships

Team Results







Apr 23, 2017

Page: 1

Printed: 4/23/2017 4:00:11 PM

Men / 51 / All Ages

Session: 1

Rank	Gym	Team	Score						
1	Team VA	VA	370.100	62.100 1T	65.600 2T	61.400 4	55.700 3	64.100 1	61.200 1
	512	Jeremiah Peterson		10.600			9.100	10.300	10.700
	521	Steven Bertulfo		10.400	11.000	10.800	9.150	11.000	10.300
	549	Joshua Wright		10.400			9.450	10.800	
	502	James Timmerman		10.300		10.000			
	511	Sean Armstrong		10.200	10.900	9.900	9.500		9.800
	513	Logan Snodgrass		10.200	11.000				
	501	Victor Olesen			11.100	10.000		10.900	10.100
	520	Ananya Vadera			11.000	10.700	9.300		10.400
	547	Cameron Walker			10.600	10.000	9.200	10.800	9.900
	548	Nathan Walker						10.300	
2	Team NJ	NJ	368.550	62.100 1T	65.600 2T	62.800 2	56.750 1	61.700 4	59.600 3T
	526	Jacob Silva		10.900	10.600	10.100	9.400	9.800	9.500
	530	Caleb Espinosa		10.900			9.300		
	544	Owen Keating		10.500	11.200	10.400	9.750	10.400	10.800
	516	Tyler Barbash		10.100					
	522	Jeremy Maletzky		9.900		10.600	9.200		
	543	Tarik Trunbull		9.800	10.900	10.600	9.500	10.800	9.900
	542	Lucas Beltreschi			11.100	10.900		11.100	9.600
	504	Leo Feuer			11.000	10.200			9.700
	508	Matthew Polaski			10.800			9.800	
	532	Alastair Donofrio					9.600	9.800	10.100
3	Team NY	NY	368.400	59.600 5	66.000 1	62.500 3	55.800 2	63.800 2	60.700 2
	506	Maddux Jung		10.700	11.000		9.700	10.400	10.800
	503	Nathan Davey		10.000	11.100	10.400	9.200	10.500	
	507	Vincent Momrow		10.000	11.000			10.500	10.200
	505	Ajani Jackson-Bergin		9.800	11.000			11.300	10.300
	510	Nicholas Marmo		9.700		10.100	9.100	10.400	
	540	Declan Sengbusch		9.400		10.300	9.300	10.700	10.000
	550	Joseph St. Onge			11.000	10.700	9.200		9.600
	538	Jacob Fitscher			10.900	10.400			
	539	Nicholas Malchow				10.600	9.300		9.800

Region 7 State Team Championships

Team Results







Apr 23, 2017

Page: 2

Printed: 4/23/2017 4:00:11 PM

Men / 51 / All Ages

Session: 1

Rank	Gym	Team	Score						
4	Team PA	PA	364.650	60.100	64.400	62.900	54.950	62.700	59.600
				4	5	1	4	3	3T
	514	Ryder Cunningham		10.300	10.400	10.700	9.300	10.000	9.500
	515	Tyler Herzing		10.100	11.200	11.100		11.200	10.600
	529	Joshua Dvoranchik		10.100		10.700	9.200	10.900	9.600
	528	Adam Zolper		9.900		10.000		10.200	9.500
	523	Christopher Flynn		9.900	11.000	9.900	9.000		
	531	Chase Palmer		9.800	10.600	10.500	9.000	10.000	
	524	Carson Crooks			10.700		9.100		10.200
	525	Michael Munufie			10.500				
	527	Gavin Felix					9.350		10.200
	509	Ezekiel Spencer						10.400	
5	Team MD	MD	362.500	60.900	65.200	61.000	54.800	61.000	59.600
				3	4	5	5	5	3T
	541	Carson Thibeault		10.900	11.100	10.300	9.200	10.200	9.800
	545	Nathaniel Frempong		10.300	11.000	10.100	9.000	10.400	10.100
	519	Jason Hao		10.200	10.600	10.400	9.400	10.700	10.000
	546	Judah Matti		9.900		9.800	9.300	9.700	10.300
	518	Deven Bailey		9.900				10.100	
	534	Sean Francis		9.700	10.600				
	536	Will Liang			11.100	9.900	8.900		9.700
	535	Gavin Thomson			10.800			9.900	9.700
	533	Solomon Miller				10.500	9.000		