







2018 JD National Invitational

Team Results

Apr 28-29, 2018

Rank	Gym	Team	Score						
1	Gymstrada	*	183.400	31.500 1	28.000 1	30.200 1	34.300 1	29.600 1	29.800 1
2	Surgent's	*	179.200	30.600 2	27.900 2	29.200 2	33.400 2	29.000 2	29.100 5
3	RGA	*	177.300	30.100 4	27.700 3	29.000 4	32.900 4	28.800 3	28.800 6
4	Gms	*	176.000	29.300 6	26.400 5	29.100 3	33.000 3	28.600 4	29.600 2T
5	New Era	*	175.400	29.200 7	27.400 4	28.800 6	31.900 7	28.500 5T	29.600 2T
6	TTG	*	174.700	30.300 3	26.000 6	28.900 5	32.700 6	28.500 5T	28.300 7
7	Hot Shots	*	154.900	29.800 5	16.300 8	18.300 9	32.800 5	28.300 7	29.400 4